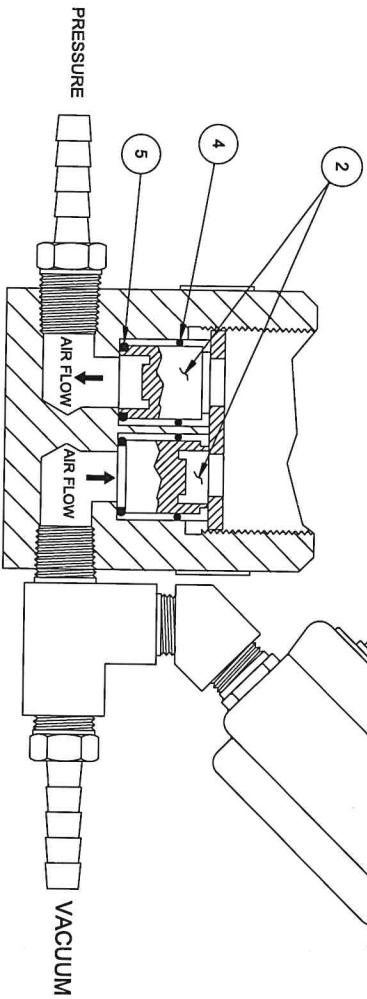


NOTES, UNLESS OTHERWISE SPECIFIED:

1. ARROWS INDICATE DIRECTION OF AIR FLOW. IF YOU BLOW OR SUCK ON THE CHECK VALVE YOU CAN CONFIRM DIRECTION OF AIR FLOW.
2. THE M802X013 ITEM 4 THE SMALLER THINNER O-RING IS A CENTRALIZE FOR THE CHECK VALVE AND IS PLACED AT THE CENTER.
3. USE 2006G1-010 ITEM 1 ONLY IF PRE 1995 UNIT WHICH HAS DEEPER CHECK VALVE BORES.
4. SIMPLY DROP M802X112 ITEM 5 THE THICKER LARGER "O"-RING INTO THE BOTTOM OF THE CHECK VALVE BORES HOLES.
5. OTHER REASONS WHY PUMP MAY NOT WORK CONFIRM NOTES 1-4 ARE NOT THE PROBLEM.

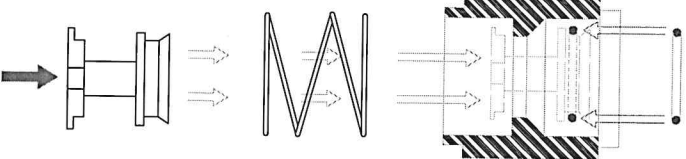
- A). ONE OR BOTH CHECK VALVES IN BACKWARDS-FIX
- B). ONE OR BOTH CHECK VALVES DIRTY OR REQUIRE REPLACEMENT- FLUSH WITH CLEAN WATER OR REPLACE.
- C). LEATHER PLUNGER REQUIRES OILING OR REPLACING. UNSCREW BODY TUBE AND PLACE HAND OVER END, WHEN YOU PULL ON PLUNGER HANDLE NOTE IF YOU FEEL THE VACUUM IN YOUR HAND, USE DIFFUSION PUMP OIL (NO VOLATILES) OR SOILMOISTURE PART NUMBER 2006K3 LEATHER PLUNGER OIL, OR REPLACEMENT LEATHER KIT 2006K2 (INCLUDES 2006K3), 2006G1-002.
- D). VALVE BODY IS CRACKED-REPLACE WITH SOILMOISTURE PART NUMBER 2006G1-002.
- E). FITTINGS ATTACHED TO VALVE BODY HAVE COME LOOSE. USE TEFLON TAPE AND RETIGHTEN BEING CAREFULL NOT TO OVER TIGHTEN.



START SERIAL NO.		ZONE		REV		DESCRIPTION		DATE	APPROVED
2006G1-007		1		C		REVISED AND REDRAWN 8188		8-30-94	paul
		1		D		REVISED PER ECR 7530		04-26-01	GH
		1		E		REVISED PER ECR 7538		05-06-03	GH

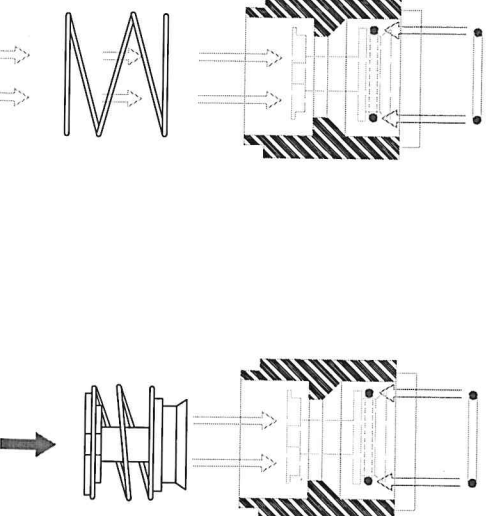
STEP 1

AIR FLOW



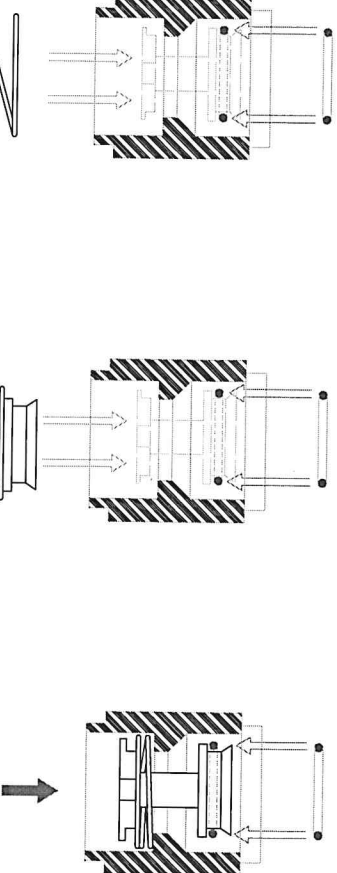
STEP 2

AIR FLOW



STEP 3

AIR FLOW



ITEM NO.	PART OR IDENTIFYING NO.	NONENCLOSURE OR DESCRIPTION	QTY
5	M802X112	"O"-RING	1
4	M802X013	"O"-RING	1
3	0892-2006G1-007	INSTRUCTIONS	AR
2	MM1051	CHECK VALVE	1
1	2006G1-010	CHECK VALVE ADAPTER	1

PARTS LIST

CONFIDENTIAL INFORMATION: This drawing represents intellectual property of Soilmoisture Equipment Corp. The drawing may not be reproduced, stored in a retrieval system, or transmitted in any form or by any means, electronic, mechanical, photocopying, recording, or by any information storage and retrieval system, without the prior written permission of Soilmoisture Equipment Corp. The drawing information is provided expressly for a specific use intended by Soilmoisture Equipment Corp. and shall not be copied, reproduced for the form and damage caused by inappropriate use or distribution.

DO NOT SCALE DRAWING
INTERPRET DRAWING
PER ANSI Y14.5M 1994.

SOILMOISTURE EQUIPMENT CORP.
SANTA BARBARA, CALIF. U.S.A.

CHECK VALVE

DATE: 06-01-01

SCALE: NONE

SHEET: 1 OF 1

A

B

C

D

4

3

2

1

4

3

2

1

A