

4

3

DWG NO. 0898-3015K1

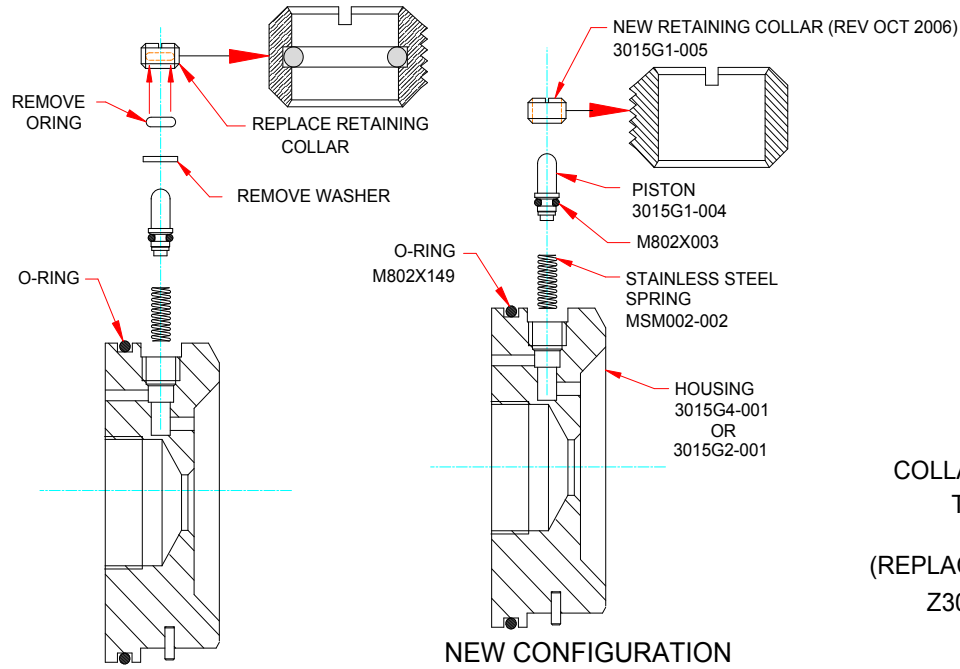
SHT 1 REV A

1

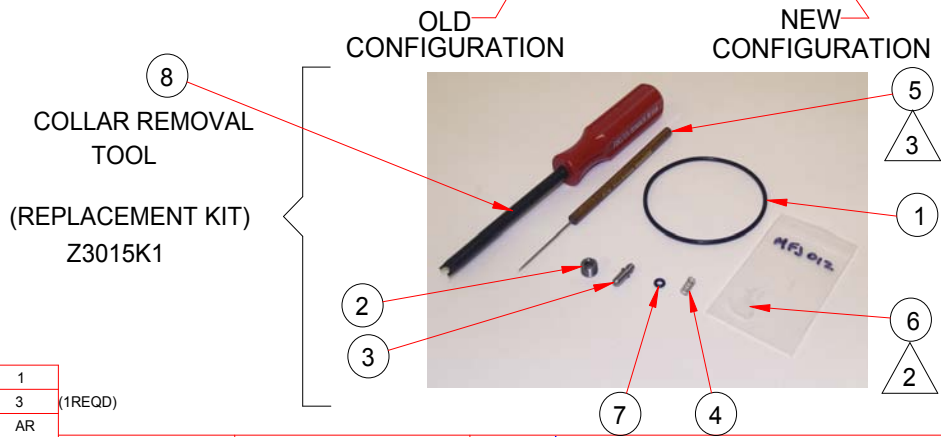

NOTES: 1. REPLACE RETAINING COLLAR WITH NEW ONE AND REMOVE WASHER MYL027, O-RING M802X007 IF YOU HAVE

2 GREASE O-RING AND PISTON BEFORE INSTALLING.

3 USE TEASING NEEDLE TO REMOVE OR REPLACE O-RINGS.



START SERIAL NO.		REVISIONS/HISTORY		
ZONE	REV	DESCRIPTION	DATE	APPROVED
	A	NEW DWG	01-10-07	



ITEM NO.	PART OR IDENTIFYING NO.	NOMENCLATURE OR DESCRIPTION	QTY
8	3015K1-001	RETAINING COLLAR REMOVAL TOOL	1
7	M802X003	O-RING, PISTON	3 (1REQD)
6	MFJ012	STOPCOCK GREASE	AR
5	MML059	TEASING NEEDLE	1
4	MSM002-002	STAINLES STEEL SPRING	1
3	Z3015G1-004	PISION	1
2	Z3015G1-005	RETAINING COLLAR	1
1	ZM802X149	O-RING SEAL SPECIMEN HOLDER HOUSING	1

UNLESS OTHERWISE SPECIFIED DIMENSIONS ARE IN INCHES. TOLERANCES ARE:
 FRACTIONS: DECIMALS:
 ± 1/16" X ± .030
 .XX ± .010
 .XXX ± .005
 BREAK ALL SHARP EDGES .005-.010
 CONCENTRICITY C .005
 FINISH 63
 ANGLES ± 1°-0'

DO NOT SCALE DRAWING
 INTERPRET DRAWING
 PER ANSI Y14.5M 1994.

APPROVALS	DATE
DRAWN W Veca	01-10-07
CHECKED	
DESIGNER	
APPROVED	

SOILMOISTURE EQUIPMENT CORP.
 SANTA BARBARA, CALIF. U.S.A.

TITLE: **INSTRUCTIONS UPDATED**

SIZE: **B** DWG NO. **0898-3015K1** REV **A**

SCALE: 1/1 DATE OF LAST REV. **OCT 2006** SHEET **1 OF 1**

CONFIDENTIAL INFORMATION: This drawing represents intellectual property of Soilmoisture Equipment Corp. This drawing may not be copied, referenced, transmitted duplicated or photographed without written permission from Soilmoisture. This information is provided expressly for a specific use intended by Soilmoisture any other use shall hold the recipient responsible for the harm and damage caused by inappropriate use or distribution.

4

3

2

1